



U N I L U X E  
H O M E S

*Luxe Inclusions*

**SELECTIONS BOOKLET**



# Welcome to Uniluxe Homes

There is no place like Home. This is the philosophy we live by at Uniluxe Homes.

We pride ourselves as a unique boutique builder that focuses on delivering a high quality home at the best possible price that you will absolutely fall in love with. We are passionate about building and giving you the best of our attention. We work closely with our clients on only a limited number of homes each year. Our focus is quality not quantity.

You can be assured that if we undertake building your home, your guaranteed exceptional service, luxury inclusions, an honest upfront contract and ultimately a Beautiful New Home.

**"Luxury is not an upgrade, it comes standard with any Uniluxe Home"**



**Upfront Contract**



**Client Focus**



**10 Years Experience**



**Luxury Inclusions**

## CONTENT

**04**  
Kitchen and Appliances

**08**  
Bathroom, Ensuite & Powder Rooms

**12**  
Interiors & Living

**14**  
Laundry & Storage

**16**  
Exterior & Garage

**20**  
Electrical & Lighting

**22**  
Color Chart



# Kitchen

Your Kitchen is the heart of the home and with a Uniluxe Home Luxury is where it all begins. Stunning features include polyurethane and Laminate joinery complimented with a glass or mirror splashback in your choice of colour. Soft closing doors and drawers an absolute must. A 40mm Quantum Quartz island benchtop give your kitchen the ultimate wow factor.

**A DOORS & DRAWERS**

Doors and Drawers finished in matt or gloss polyurethane and laminate combination in a choice of colours.

**B SOFT CLOSE DOORS & DRAWERS**

All kitchen joinery feature Hettich or Blum soft close systems.

**C SPLASHBACK**

Mirror or Glass Splashback in a choice of colours

**D STONE BENCHTOPS**

Luxury 40mm Quantum Quartz Stone Benchtop with a waterfall edge in a range of colours

**E SINK & TAP**

Franke Onda Line 1160mm Double Bowl Flushline Sink



Your choice of sink mixer:



# Kitchen Appliances

## A OVEN

Fisher & Paykel 600mm wide stainless steel 5 cooking function built in oven. 72 litre capacity



## B COOKTOP

Fisher & Paykel 900mm wide Gas Cooktop with 5 burners including wok burner, cast iron trivets and electronic ignition in stainless steel finish.



Fisher & Paykel 900mm wide electric ceran cooktop with 5 cooking zones including 2 elements finished in black ceramic and stainless steel.

## C RANGEHOOD

Fisher & Paykel 900mm undermount or canopy rangehood finished in stainless steel.



## D DISHWASHER

Fisher & Paykel 600mm Freestanding Dishwasher featuring 6 wash programs, 14 place settings, LED Display and Child Lock. 1.4L/wash



# Bathroom, Ensuite & Powder Room

Introducing a new level of Luxury for your Bathroom, Ensuite and Powder room. You have the choice of a selection of beautiful tiles, tapware and designer floating vanities all complimented by a stunning freestanding bath.



## Vanity Collection

**Collection 1:** Stone Benchtops in a selection of Quartz colours, with white polyurethane doors and drawers



a. 900mm



b. 1200mm



c. 1500mm



d. 1500Dmm

**Collection 2:** Classic Vanity

An appealing example of contemporary design, the wall hung Classic vanity features clean lines in harmony with high-quality finishes. The Classic's light grey drawer front and organically shaped basin really make this vanity a stand-out. Generous storage is provided in one large drawer running the full length of the cabinet.



a. Classic 900



b. Classic 1200

**Collection 3:** Glee Vanity

Combining good looks with practicality, Glee can be customised with either a white or Café Oak veneer drawer front and a choice of white or black/ white counter top basin – in any combination. The cabinet is topped with a 12mm solid surface top and finished with a Vivid rectangular countertop ceramic basin. Features a Single large storage drawer.

Size Available in 900mm or 1200mm



a. White Basin



b. Black Basin



c. Café Oak

**Collection 4:**



a. Chelsea 900mm



b. Parlane 900mm



c. Whitestone 1200mm

# Tapware

## Collection 1: Phoenix Vivid Slimline

Bringing you the best in contemporary design, Phoenix tapware is intensely focused on the development of products that deliver exceptional quality and originality. With their bold lines and highly distinctive forms, Phoenix tapware allows for the creation of truly captivating bathroom spaces.



### Radii Accessories Collection:



## Collection 2: Dorf Villa

Timeless, yet modern design. This beautiful and durable range is made from solid brass and finished with chrome. Circular profiles help soften sharp angles, resulting in a balanced and versatile collection that lifts any kitchen or bathroom with subtlety and modern refinement.



### Villa Accessories Collection:



# Bathroom, Ensuite & Powder Room

Introducing a new level of Luxury for your Bathroom, Ensuite and Powder room. You have the choice of a selection of beautiful tiles, tapware and designer floating vanities all complimented by a stunning freestanding bath.



### Toilet Suite

It may be one of the most functional fixtures in the home, but the power of a well-chosen toilet shouldn't be underestimated! Both the Caroma Urbane and Luci Zero balance performance and style.



a. Caroma Urbane Back to Wall Toilet Suite



b. Luci Zero Back to Wall Toilet Suite

### Luxury Freestanding Bath


A luxury freestanding bath are undeniably beautiful and will take your bathroom from standard to spectacularly designed





# Interiors and Living

## Internal Doors



## Door Furniture



## Door Stop



## Floor Coverings

### Tiles

Tiles featured throughout your new home are from our stunning collection. Main floor tiles are either 600 x 600 or a Timber Floor inspired Tile. Powder Room, Ensuite and Main Bathroom are completely tiled with beautiful floor tiles. All walls are tiled floor to ceiling. Laundry floor tiles are complimented by a fully tiled splashback. Front Entry Porch and Alfresco areas are completely tiled.

### Carpet

Carpet to all bedrooms and study. For two storey homes carpet is also included on stairs, hallway and first floor rumpus. (if applicable - refer to plan) Choose from a selection of colours.



## Skirting & Architrave Profile




## Internal Staircase

a. Timber Handrail with Timber Balustrade



b. Timber Handrail with Metal Balustrade



# Laundry & Storage

**A** Laminated Benchtop and Doors in a choice of colours

**B** Dorf Villa Mixer Tap



**C** Franke Single Bowl Laundry Sink



**D** Tiled Splashback

**E** Tile insert Floor Waste



**F** Laundry Door  
2040 x 820 x 40mm 1 lite Entrance Door with Clear or Frosted Glass





# Exterior & Garage

## Entrance Door



a. Savoy XS11



b. Savoy XS24



c. Savoy XS26



d. Illusion XIL1



e. Illusion XIL2

## Front Door Entrance Set

a. Indigo



b. Calibre



## Brick Selection

### Whitsunday Range

a. Brampton



b. Orpheus



### Urban One

a. Almond



b. Chiffon



c. Latte



d. Pepper



e. Silver



## Garage Door

a. Mediterranean



b. Cosmopolitan



c. Georgian




d. Regency




## Roof Tiles


Concrete Roof Tiles available in a range of colours




Bark




Coal



Gun Metal



Mica




Nickle



Pebble



Sand



Savannah

## Facia and Gutter

Colorbond metal facia and gutters. Choose from a wide selection of colorbond colours.

## Windows and Sliding Doors

Aluminium windows and sliding doors with keyed locks. Choose from a selection of powder coat colours. Standard clear glazing to all aluminium windows and doors with obscure glazing to bathroom, Ensuite and Powder rooms as indicated on plans. Standard Mesh Flyscreens to all operable windows and sliding doors.



# Lighting

Lighting directly impacts the look and mood of a room, so it's important to consider the overall effect you're trying to create, be it a light and bright ambience or a cosier feel accented with subtle shadows.



## External Feature Lights



## LED downlights

LED downlights to lounge, kitchen, dining, family, master bedroom and hallways.



## Pendant Feature Lights



Sienna White



Sienna Black



Tyler



Blanc Chrome



Blanc Amber



Black Isa



Clyde



Piper

## Bathroom Lighting



Main Bathroom




Ensuite

NOTE: Lighting Selections subject to change depending on current trends and availability

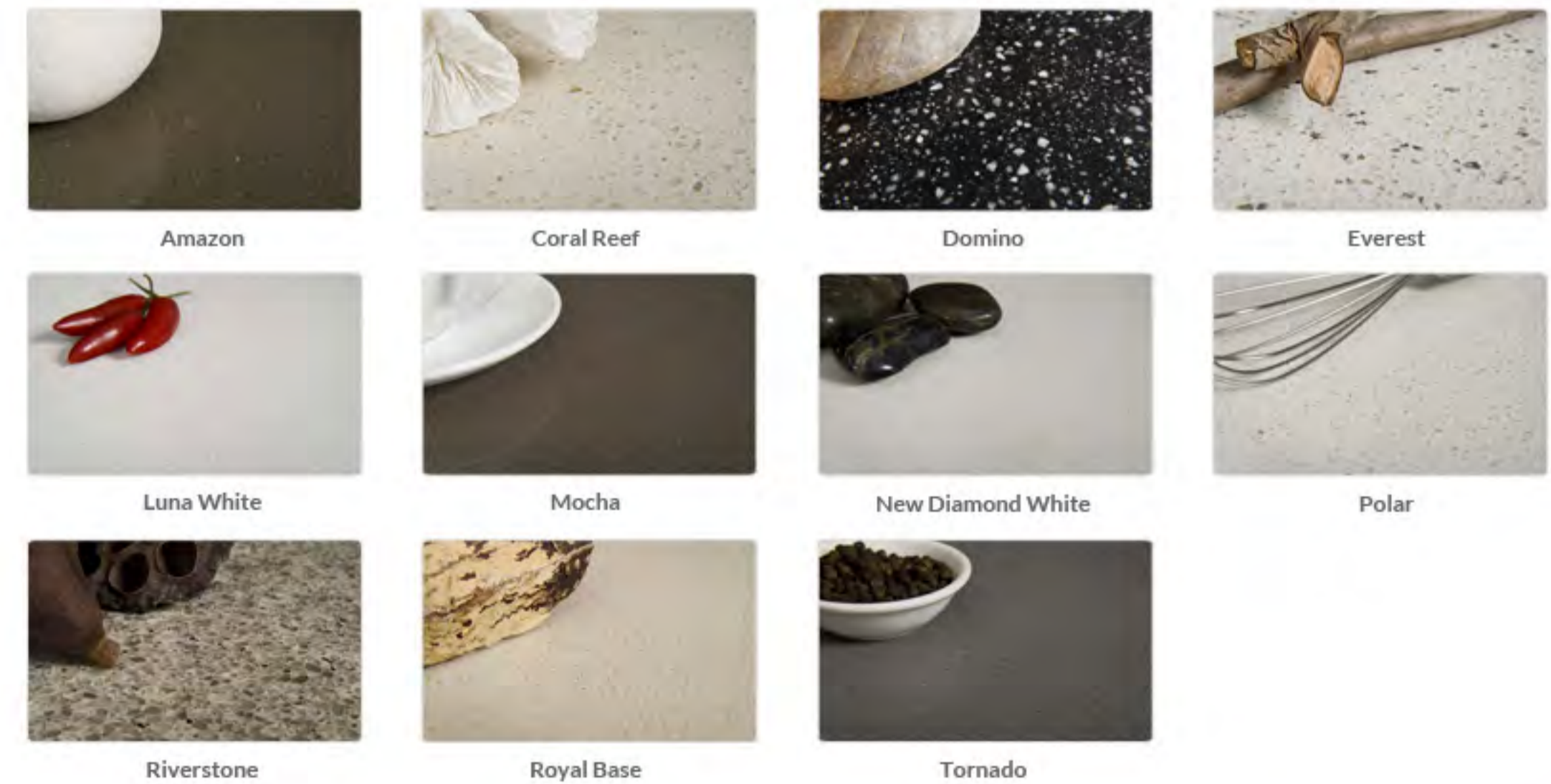
## Colorbond Colour Chart



## Window Colour Chart



## Quantum Quartz Stone Selection



Call 0452 605 893

 [www.uniluxehomes.com.au](http://www.uniluxehomes.com.au)

 [info@uniluxehomes.com.au](mailto:info@uniluxehomes.com.au)



### Head Office

Unit C2, 5-7 Hepher Road  
Campbelltown NSW 2560

### Postal Address

PO BOX 4204  
Lugarno NSW 2210

The information contained in this booklet relates to our Luxe Inclusions which are applicable to Uniluxe Homes Designs only. Intending purchasers should satisfy themselves as to their understanding of items by inspection and or clarification prior to purchase. Due to the continuing nature of product development, current trends and market changes we reserve the right to alter designs and specifications without notice in whole or in part and also reserve the right to change suppliers at any time. All photos and illustrations of finishes and inclusions represented in this booklet are actual inclusions you can expect to find in a Uniluxe Home. Photos may also include features not supplied by Uniluxe Homes such as furniture and styling items.

For further information and clarification please feel free to contact us.